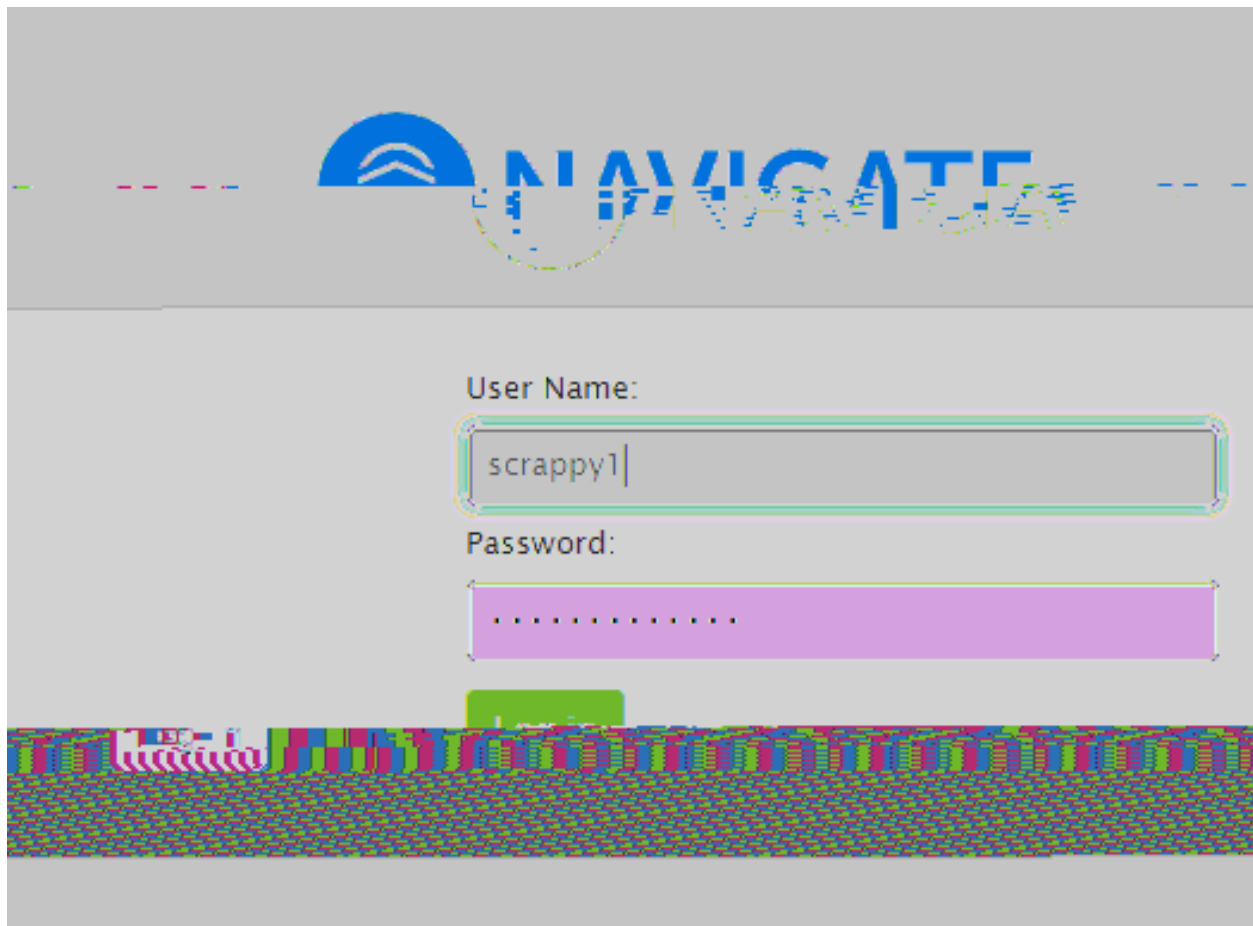


CCSE Advising Scheduling an Appointment

N L C M E C I E N C E C M E G A M E
D E I G N D E E L M E N D A A C I E N C E
A N A L I C I N F M A I N E C H N I C A L G A M E
F A E E N G I N E E R I N G D E N

Step 1

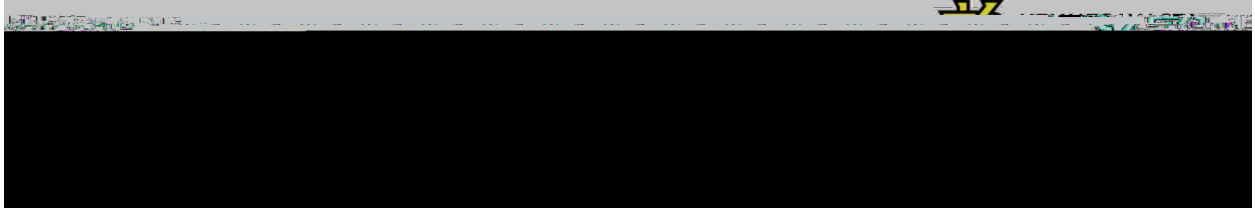
Log in to [EAB Navigate](#) with your NetID and password. You can also get to this link on Owl Express under the 'Student Services' menu.



TAKE ME TO EAB!

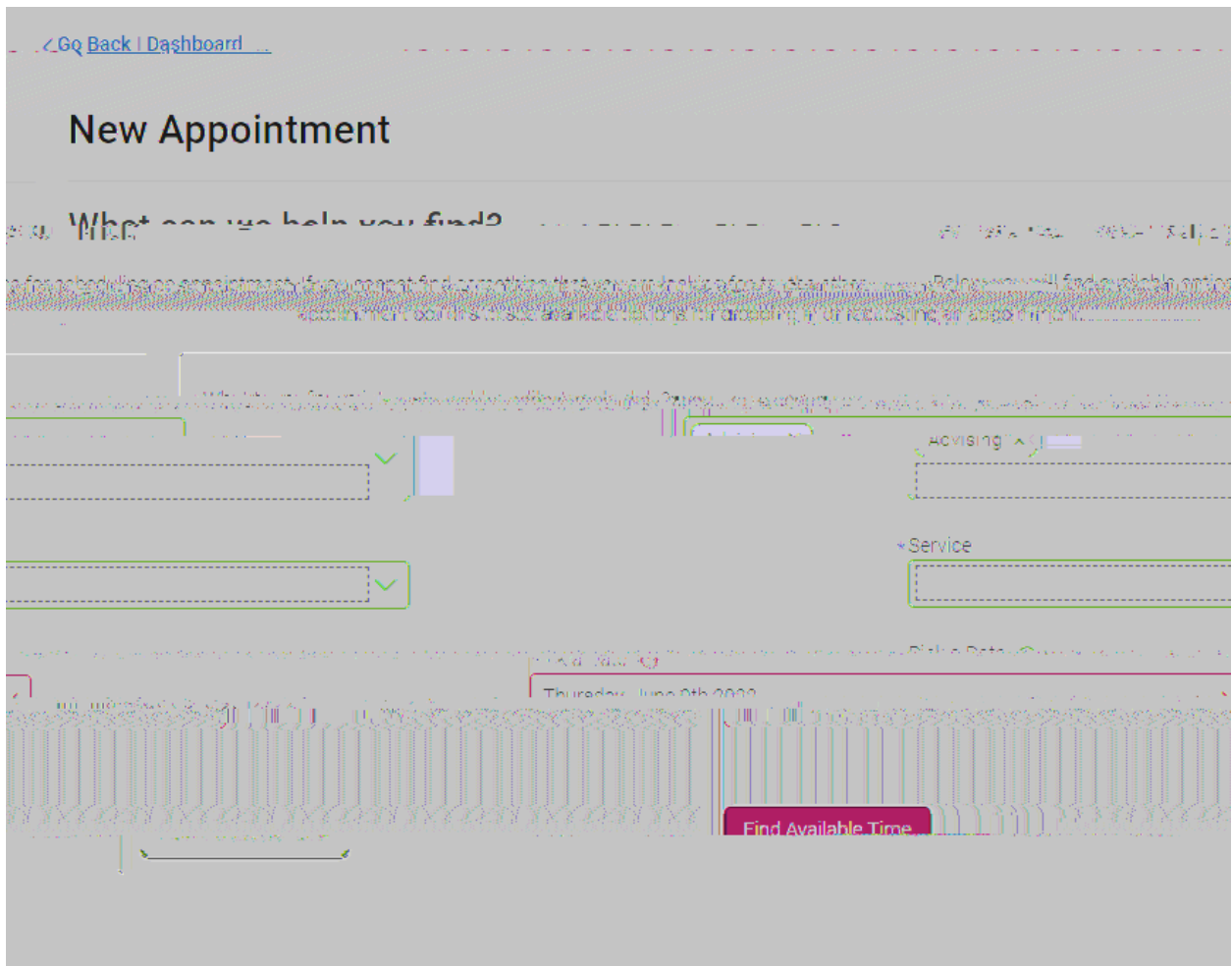
Step 2

Click on the blue 'Schedule an appointment!' button on the right hand side of the screen.



Step 3

Click/tap on the first drop-down box and select 'Advising'.



details message that the advisor has put for important instructions, and leave a comment or 10 about what you would like us to know in preparation of your advising appointment (e.g. areas of concern, pronouns, registration issues, a hold, etc).

The screenshot shows a scheduling interface with the following elements:

- Date:** 06/28/2022
- Location:** Marietta - Atrium, Room 266, College of Computing and Software Engineering Advising
- Staff:** Madison Parker
- Meeting Type:** In-person (selected from a dropdown menu)
- Time Slot:** A time slot is selected, with a note: "You are seeing the meeting times available for this time slot."
- Options:** "Email Reminder" (checkbox) and "Text Message" (checkbox) are visible.
- Action:** A green "Schedule" button is at the bottom.

Step 8

Make sure you select 'Email Reminder', ESPECIALLY if you are scheduling an appointment a couple weeks in advance. Click the blue 'Schedule' button, and then all you need to do is attend your appointment!

We look forward to talking with you!

Need help now? Email us at ccseadvising@kennesaw.edu

[If you are NOT a CGDD, CS, DSA, IT, or SWE major/minor, then find your assigned advisor at https://advising.kennesaw.edu/who.phpr](https://advising.kennesaw.edu/who.phpr)

We look forward to talking with you!